







Timeline

Overview

[top](#)

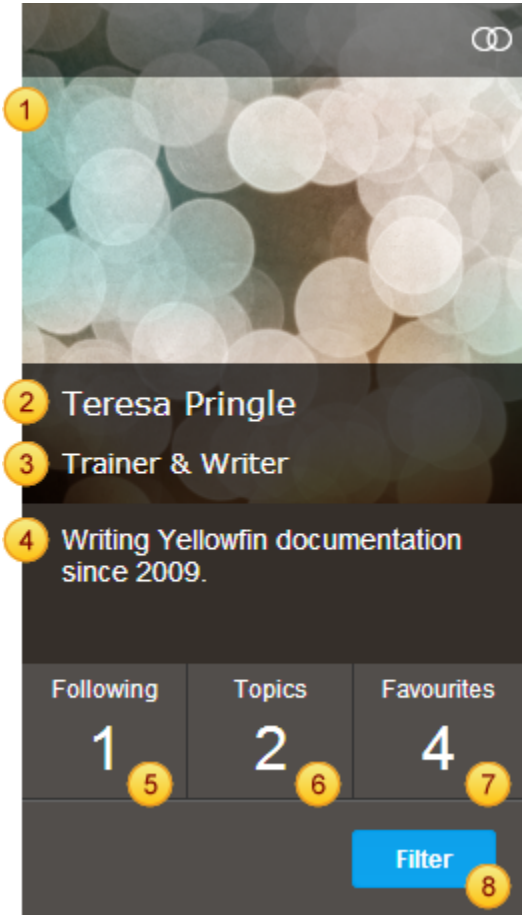
The Yellowfin User Timeline consists of several tabs designed to allow users to track events that occur in the system, and collaborate with other users.

Tab	Description
 Timeline	Events in the system are monitored, based on the user and their connections.
 Favourites	View all the content a user has specified as a favourite. This can include reports, storyboards, and tabs.
 Subscriptions	View all the content a user is subscribed to; reports, report comments, and storyboard comments.
 Connections	View the people a user is connected to, and search for additional connections to add.
 Discussion	View all the discussion groups a user is subscribed to, and open them.
 Timeline Settings	Define options that adjust a users profile, and they way they view and interact with the system.

User Profile

[top](#)

The User Profile panel is displayed on the left of all the Timeline tabs.



1. Profile Image - The user can upload an image of themselves to display here, to make identification easier.

2. Full Name - This is the full name of the user, as defined in their settings.

3. Job Title - The user can specify their job title in their settings.

4. User Description - This area can be populated with a small blurb about the user. Defined in their settings, this is an optional field.

5. Number of User Connections - This displays the number of users someone is connected to and following in their timeline. This is not the number of users following this individual.

6. Number of Discussion Topics - This displays the number of discussions the user is involved in or following.

7. Number of Favourite Content - This the number of items specified as a favourite.

8. Filter Timeline - Allows the user to search the events displayed on a timeline.

[top](#)